

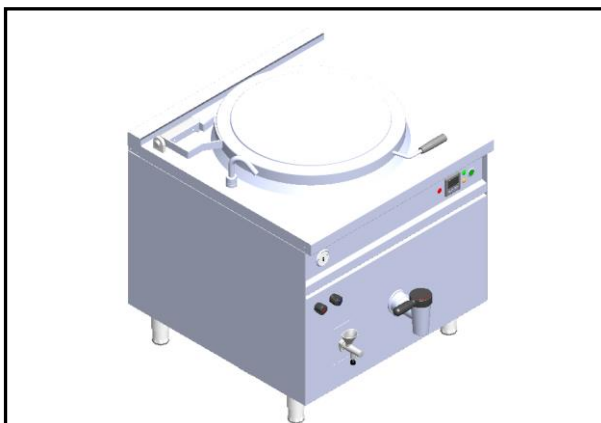


Total Food-Service Solutions

Modular Cooking –Grandis 900

Electric Indirect Boiling Pan

NEBP 150 GR IND



*Due to routine technical improvement, the photograph shown may not represent the latest design of the products.

AVAILABLE MODEL

1. NEBP 150 GR IND

DESCRIPTION

Electric Boiling Pan Indirect with 27kW power rate. 150 liter kettle capacity. Liquid temperature maintained by thermostat with maximum working temperature of 105°C. Unit to be installed on closed cabinet. Featuring removable clip joint to connect Grandis family product.

ITEM# : _____

MODEL# : _____

NAME : _____

SN : _____

MAIN FEATURE

- Maximum working temperature of 105°C.
- Quick Boiling Pan, in accordance with DIN 18855-1.
- Operating pressure of 0.55 bar.
- Stainless steel drain cock.
- Front water knob.
- Front distilled water inlet.
- 1 bar manometer mounted on the front panel.
- Multi step lid hinge movement for extra safety.
- Indirect heating for uniform and efficient heating.

CONSTRUCTION

- All exterior panels in 304 type of Stainless Steel
- 2 mm SS 316 Boiling Pan inner bottom.
- Orbital top panel anti-scratch finishing.
- Top with 2.0 mm thick surface.
- Side with 0.8 mm thick surface.
- Adjustable ± 25 mm Stainless Steel leg.

INCLUDED ACCESSORIES

- N/A

OPTIONAL ACCESSORIES

- N/A

The company reserves the right to make modifications to the products without prior notice. All information correct at time of printing.

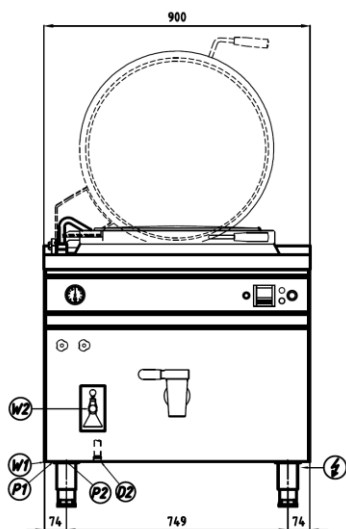
2017.11.21



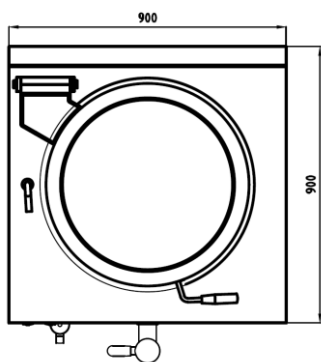
Modular Cooking –Grandis 900
Electric Indirect Boiling Pan
NEBP 150 GR IND



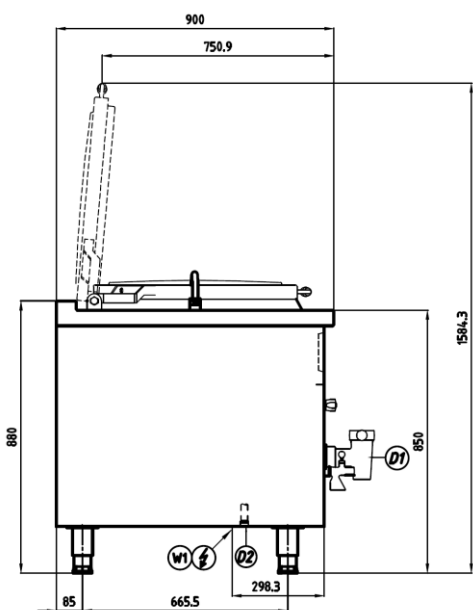
FRONT



TOP



SIDE



* Overall Dimension in mm

ELECTRIC

Electrical rating (kW)	:	27
Element rating (kW)	:	27
Electrical supply voltage	:	400V 3N
Required electrical supply (amps):		38
Electrical current split (amps) :	L1:	38
	L2:	38
	L3:	38

KEY INFORMATION

Cooking surface	:	630 mm
Direct heat emission	:	0.94 kW
Latent heat emission	:	5.40 kW
Steam emission	:	7.94 kg / h
Min. working temperature	:	-
Max. working temperature	:	105°C
Water inlet	:	1/2"
Drain connection	:	2"
Volume distilled water	:	± 40 liters
Pan capacity	:	150 liters
Max pressure	:	0.6 bar
Net weight	:	314 kg
Shipping height	:	1020 mm
Shipping width	:	940 mm
Shipping depth	:	1060 mm
Shipping volume	:	1.016 m ³